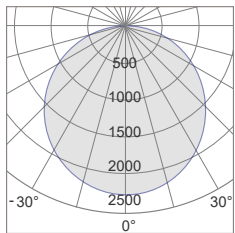


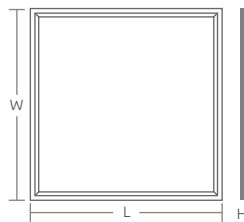
IP54 Edge-lite panel series

Application

clean room
hospital
office
supermarket, etc



110° Photometric



Model No.	Size (mm)	Wattage (W)	Efficacy (lm/W)	Lumen (lm)	Angle	PF>	CCT
PLS-6060J36	L595×W595×H12.8	36	110	3960	110°	0.9	3000K/4000K/6500K
PLS-6262J36	L620×W620×H12.8	36	110	3960	110°	0.9	3000K/4000K/6500K

*Lumen and Wattage: Type value with ±10% tolerance

OPTIONAL



Surface mounted panel

1 200lm/w
High efficiency



diffuser



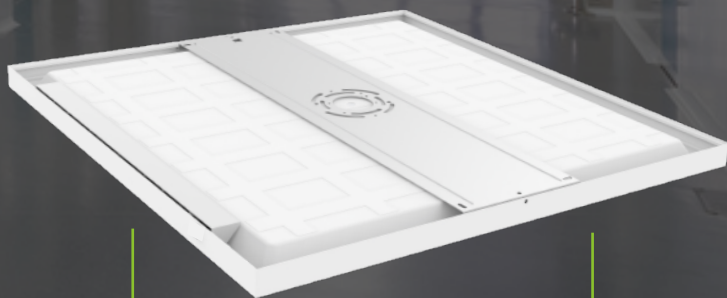
High reflective
coating reflect rate



PCB boards



High efficiency
LED chip

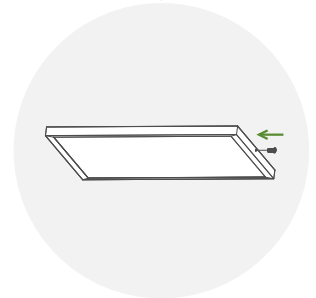
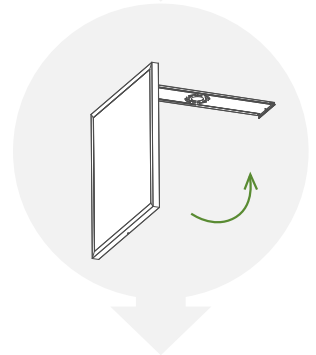
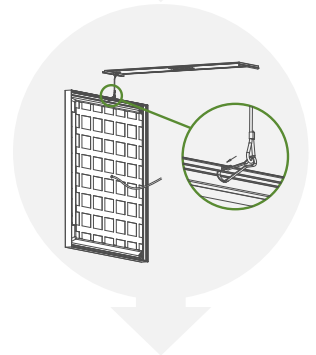
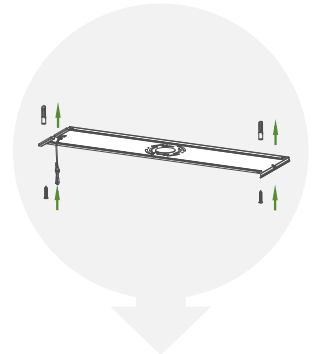


Driver high
conversion efficiency



thick SPCC back plate

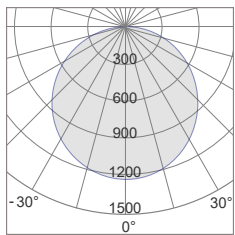

2 30s
Fast Installation




Use this ceiling mount bracket, visual
and easy installation, no blind spots

Surface mounted panel

Application
 office
 shopping malls
 supermarkets
 convenience stores
 hospitals, etc



110° Photometric



Model No.	Size (mm)	Wattage (W)	Efficacy (lm/W)	Lumen (lm)	Angle	PF>	Frame
PLD-6060-M-XH	L595×W595×H40	20	200	3900	110°	0.9	Aluminum
PLD-6262-M-XH	L620×W620×H40	20	200	3900	110°	0.9	Aluminum
PLD-30120-M-XH	L1195×W295×H40	20	185	3700	110°	0.9	Aluminum

*Lumen and Wattage: Type value with ±10% tolerance

OPTIONAL



Dimmable



CCT



DALI



Emergency



Microwave induction



UGR<19



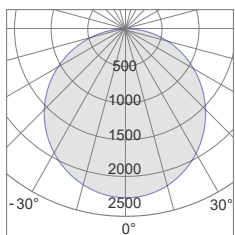
Ra 90

Clean-room panel series



Dust-free design frame

Application
 Pharmaceutical factory
 food factory
 electronics factory
 museum and other clean places



110° Photometric



Model No.	Size (mm)	Wattage (W)	Efficacy (lm/W)	Lumen (lm)	Angle	PF>	CCT
PLS2-6060J42	L600×W600×H9	42	110	4620	110°	0.9	3000K/4000K/6500K
PLS2-30120J42	L300×W1200×H9	42	110	4620	110°	0.9	3000K/4000K/6500K
PLS2-30120J60	L300×W1200×H9	60	110	6600	110°	0.9	3000K/4000K/6500K

*Lumen and Wattage: Type value with ±10% tolerance

OPTIONAL



Dimmable



CCT



DALI



Emergency



Microwave induction

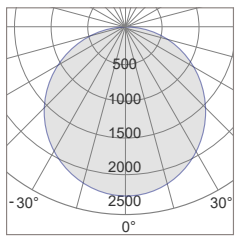


Ra 90

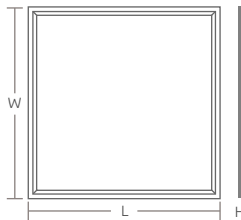
Edge-lite panel series

Application

office
shopping malls
supermarkets
convenience stores
hospitals, etc



110° Photometric



Model No.	Size (mm)	Wattage (w)	Efficacy (lm/W)	Lumen (lm)	Angle	PF>	Frame
PLS2-6060-BS	L595*W595*H7.2	36	105	3780	110°	0.9	Aluminum
PLS2-6060-Std	L595*W595*H8.5	36	120	4320	110°	0.9	Aluminum
PLS2-6262-Std	L620*W620*H8.5	36	120	4320	110°	0.9	Aluminum
PLS2-6060-Pro	L595*W595*H9.5	30	150	4500	110°	0.9	Aluminum
PLS2-6262-Pro	L620*W620*H9.5	30	150	4500	110°	0.9	Aluminum
PLS2-30120-Pro	L1200*W300*H9.5	30	130	3900	110°	0.9	Aluminum

*Lumen and Wattage: Type value with ±10% tolerance

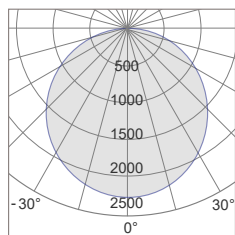
OPTIONAL



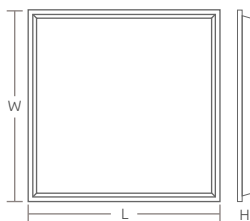
Back-lite panel series

Application

office
shopping malls
supermarkets
convenience stores
hospitals, etc



110° Photometric



Model No.	Size (mm)	Wattage (W)	Efficacy (lm/W)	Lumen (lm)	Angle	PF>	Frame
PLD-6060-BS	L595×W595×H35	36	120	3780	110°	0.9	Iron
PLD-6060-Std	L595×W595×H35	36	120	4320	110°	0.9	Aluminum
PLD-6262-Std	L620×W620×H35	36	120	4320	110°	0.9	Aluminum
PLD-30120-Std	L1195×W295×H35	36	120	4320	110°	0.9	Aluminum
PLD-6060-Pro	L595×W595×H35	24	160	3840	110°	0.9	Aluminum
PLD-6262-Pro	L620×W620×H35	24	160	3840	110°	0.9	Aluminum
PLD-30120-Pro	L1195×W295×H35	24	160	3840	110°	0.9	Aluminum

*Lumen and Wattage: Type value with ±10% tolerance

OPTIONAL



Dimmable



CCT



DALI



Emergency



Microwave induction



UGR<19



200lm/W High efficiency



Ra 90